

Everything about soldering

Heat bridge may not be necessary
if enough solder is already on tip

[ube.com/watch?](#)

©2007 CuriousInventor.com

Heat Shrink



DALLAS
18B20
0132BG
628AC

A close-up photograph of a Dallas 18B20 digital temperature sensor. The sensor is a small, square, silver-colored metal component with the text "DALLAS 18B20 0132BG 628AC" printed on its top surface. It is connected to four insulated wires: a green wire, a blue wire, a cyan wire, and a red wire. The wires are bundled together with a black plastic sheath. A small metal tab is visible on the side of the sensor, likely used for mounting or identification.



+



=





Connectors

Molex



Use Them.







2.0

(mm) 2.0
1.6

2.0

1.8

1.4




1.4


1.8


2.3

1.6


2.0









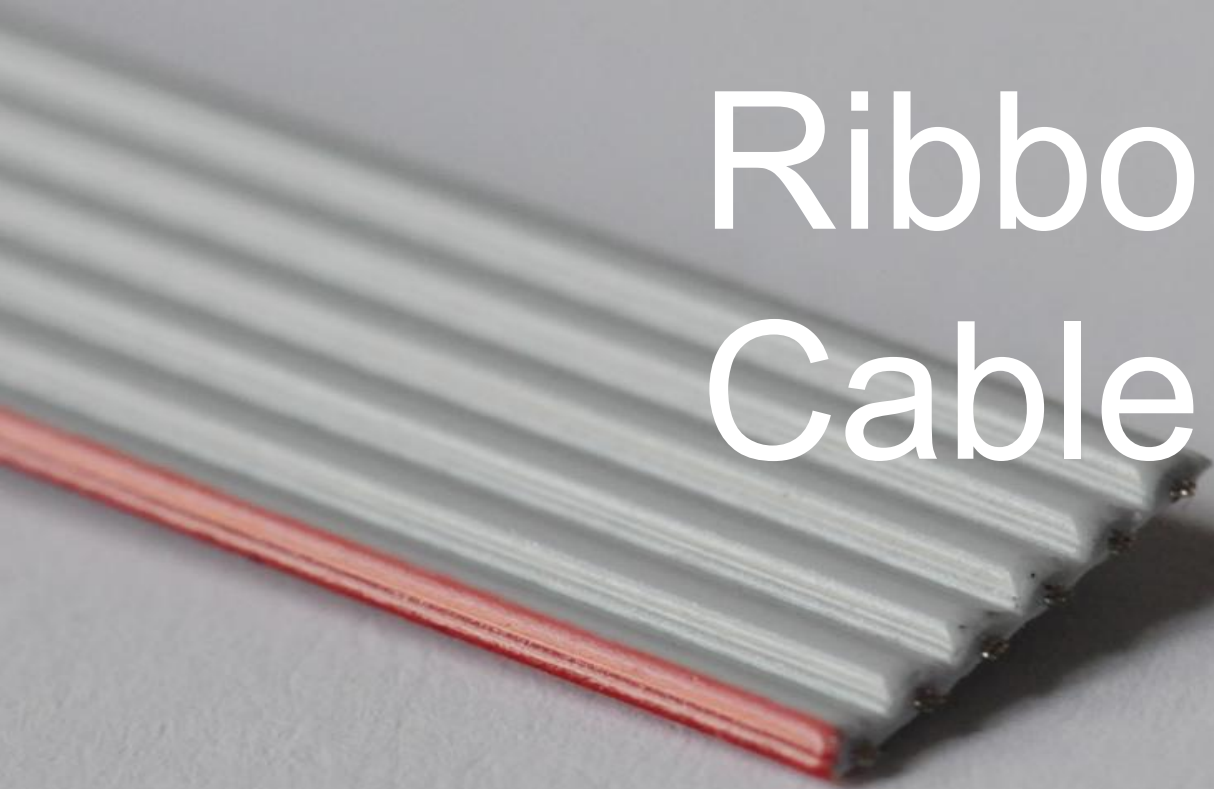


MXN-19


2695





Ribbon Cable














Why Connectors?

- Long soldered wires are annoying and messy



Why Connectors?

- Long soldered wires are annoying and messy
- Super easy battery replacement



Why Connectors?

- Long soldered wires are annoying and messy
- Super easy battery replacement
- No desoldering necessary for incorrect or broken components!

